


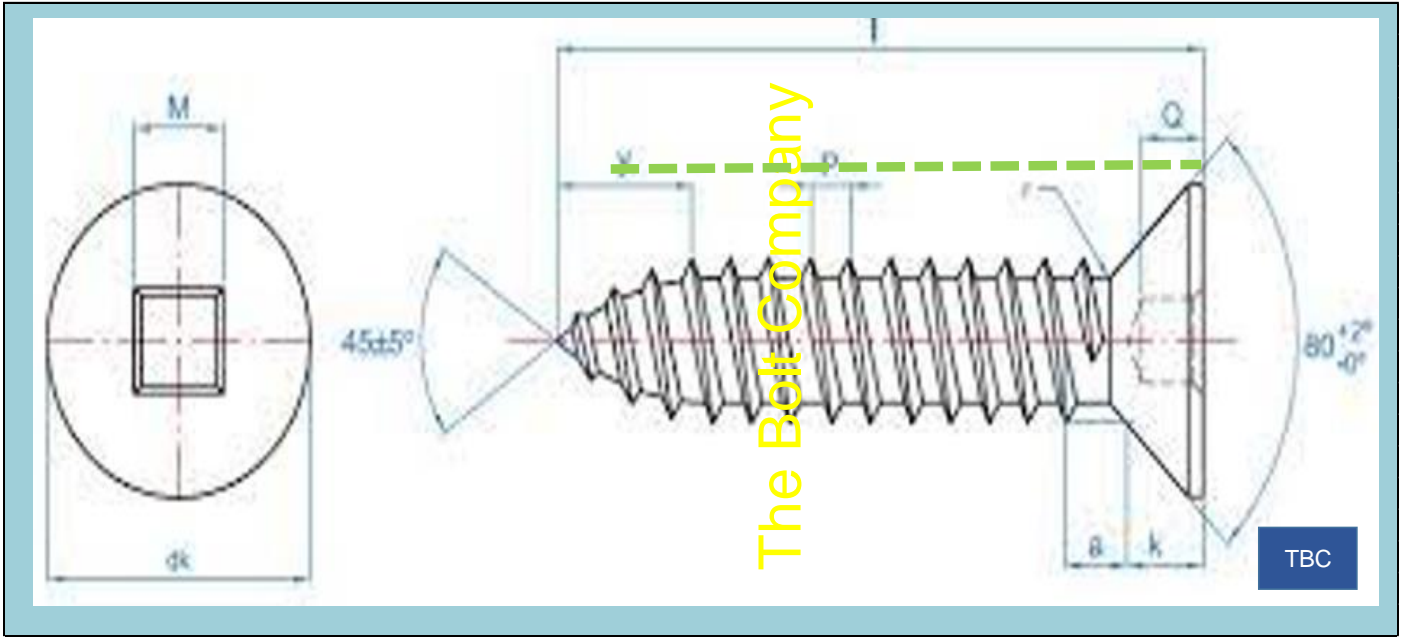


Din 7997		Pozi Countersunk Woodscrew	
Available Grades and Coatings		Yellow Zinc Plated	
	A2	A2 Stainless Steel	
	A4	A4 Stainless Steel	
Fitting Tool	Pozi Head Drive P22 or Screwdriver		



Thread Calculations
<p>The length of the wood screw is measured from the head for the whole length of the screw. The reason for this is that the screw is normally countersunk into the wood allowing for a flush finish. The head portion is level with the finished surface</p>

